











Electrical Material







Hanametal Co., Ltd

Electrical Material

<p>1. Copper</p>		<ul style="list-style-type: none"> 가 Tin coating
<p>가</p>		<ul style="list-style-type: none"> 가 Ag coating
<p>2. D</p>		<ul style="list-style-type: none"> (D)
<p>3. Bi- Metal Contact</p>		<ul style="list-style-type: none"> (Bi-Metal)

<p>4. Equipotential Bar</p>		<ul style="list-style-type: none"> • : BAR 15Ø 가 가
<p>5. Flexible</p>		<ul style="list-style-type: none"> • Final Product - OFC (40~60T * 50~200W * Max 15000L)
<p>5. Flexible</p>		<ul style="list-style-type: none"> • Copper Flexible - (50T * 550W * 1500L) - : 가 Line
<p>5. Flexible</p>		<ul style="list-style-type: none"> • AL Flexible (6T * 400 *750L)

<p>6. Head Bar</p>		<ul style="list-style-type: none"> 가 (80T * 550W * 3300L)
<p>7. BusBar</p>		<ul style="list-style-type: none"> BusBar Main Line (50~80T * 200~600W * 1000~8000L)
<p>8. PB Anode</p>		<ul style="list-style-type: none"> (+ Pb Plate)
<p>9. Short Bar</p>		<ul style="list-style-type: none">



- Diverter S/W
()



- Diverter S/W
()

**10.
Diverter
S/W**